



Welcome back!  
January 2024




WELCOME TO

# BRADFORD GIRLS' GRAMMAR SCHOOL

*Witamy Vitajte Bienvenue Bienvenidas*

خوش آمدید أهلا بك 英语 ਸਵਾਗਤ ਹੈ

ברוך הבא ॐ स्वागत है به راغلاست



# Aims of this session

- Reminder about ASPIRE Values
- Reminder of lines of communication
- Inform you about what your child will be learning this term
- Inform you about PSHE content for Spring Term
- Homework information
- Parental engagement opportunities
- Any other information
- Questions

Strong Values  
guide our  
actions



**Head of Lady Royd**

Mrs Poole



**Assistant Head: SEND,  
Behaviour, Attendance  
and Safeguarding**

Mrs Leary



**Assistant  
Head: Curriculum and  
T & L**

Mr Wood



**EYFS Leader**

Miss Khan



**KS1 Leader (Years 1 & 2)**

Miss Hanson



**LKS2 Leader (Years 3 & 4)**

Mr Arnott



**UKS2 Leader (Years 5 & 6)**

Ms Heathcote





# Welcome to Reception

Astrid Lindgrin RAL



# Welcome to Reception

## David Attenborough

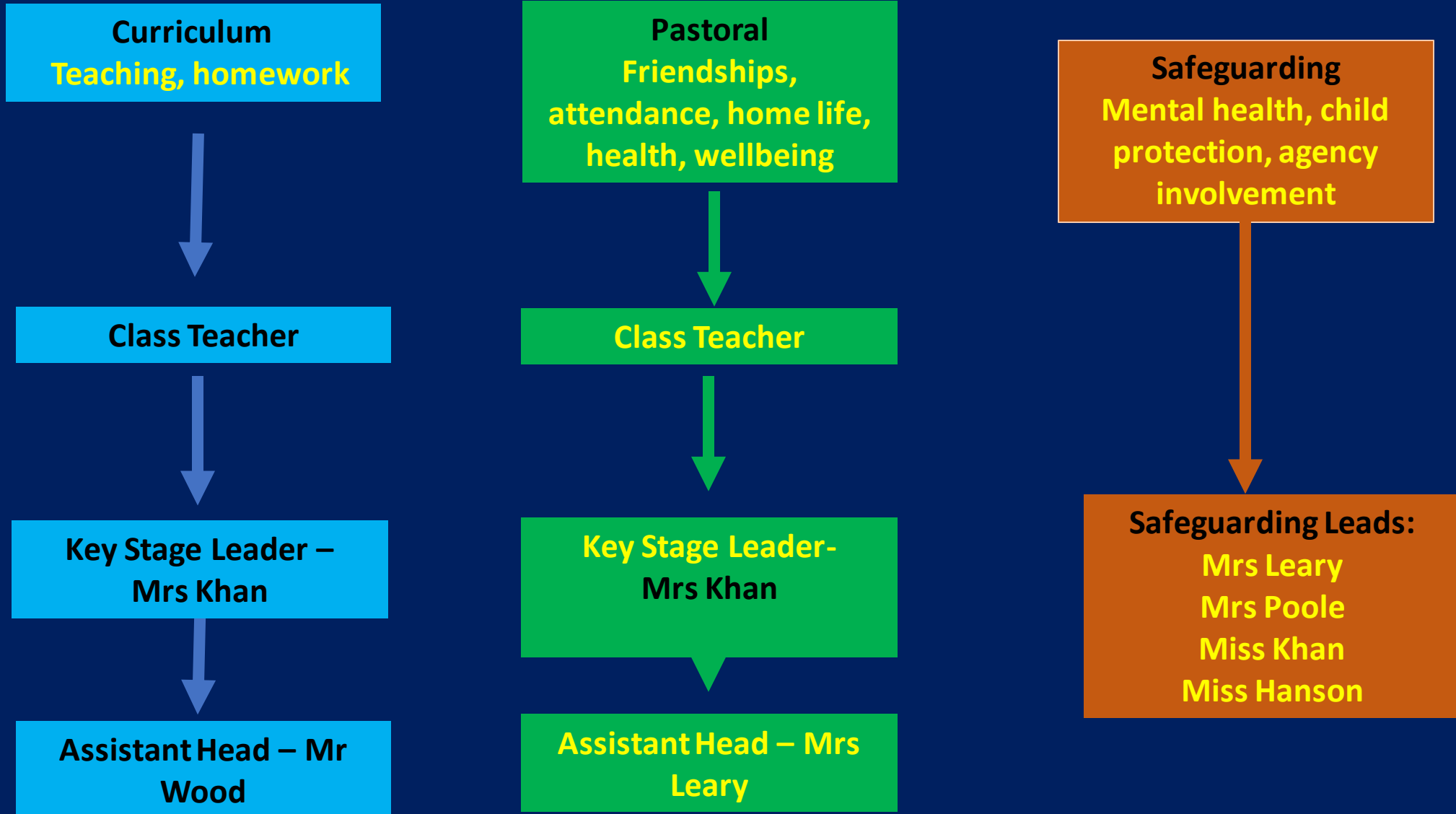


## RDA





# Who to contact



# Curriculum Spring 1



## Curriculum News

Year Reception: Spring 1

**Personal, Social and Emotional Development**

We will be learning about resilience and trying our best. We will set ourselves goals and will work hard to achieve these. We will develop our understanding on what makes a good friend. We will learn the Makaton signs for happy, sad, angry, worried and excited. We will use these to talk about how we feel.

**Communication & Language**

We are going to read the story 'Whatever Next?'. We will retell the story and join in the with key parts. We will change key parts of our Whatever Next story map. Finally, we will move on to inventing our own story as a class using Small World. We will work together to build a space station role play area. We will go on a space journey and follow a map using positional language.



**Physical Development**

We have worked hard on building strength in our shoulders. This half term we will focus on practicing our hand-eye co-ordination. We will do this by throwing balls/beanbag into our rocket starter point!

We will develop our fine motor skills by catching small stars using tweezers.







## Curriculum News

**Literacy**

In our Phonics lessons we will continue learning the Phase 2 sounds. We are working on our ability to sound-talk and blend sounds to read captions and sentences. We will also read words that are hidden in ice!

In writing, we will continue writing the sounds we know to make words. We will write a list of objects we would like to take to space.

**Maths**

We will be learning about 0. We will be looking at and comparing numbers to 5. We will be introduced to numbers 6,7 and 8. We will make them by combining two amounts. We will be sorting and making pairs. We will problem solve using mass and capacity. Finally we will explore length and height.



**Understanding The World**

This half term we will be learning about Winter and adventures in space. We will be learning about different forms of transport and different journeys people make. We will learn space facts.

In R.E, we will be learning about special leaders for different religions.


In Natural world, we will learn about the Winter season. We will explore and experiment different ways to melt ice.

**Expressive Arts and Design**

This half term we will develop our skills by following task plans independently to create wonderful pieces of art. We will design and make aliens, rockets, stars, planets and transport.

We will listen to music and respond with our bodies. We will take part in a space themed adventure.







# Curriculum Spring 1

<b>Milestone 3</b> Go on a space journey based on Whatever Next? Children will follow a map and use prepositional language.	Shows understanding of prepositions such as under, on top, behind by carrying out an action or selecting correct picture
--	--

<b>Milestone 3</b> Use small world independently using story language, blocks, characters and enhancements (foliage) and retell their story. <i>Challenge- Draw the story map.</i>	Uses language to imagine and recreate roles and experiences in play situations
--	--

<b>Milestone 3</b> Work together to build a rocket to take on our space journey.	Is increasingly flexible and cooperative as they are more able to understand other people's needs, wants and behaviours
---	---

<b>Milestone 3</b> What makes a good helper sessions in R.E. Reflect on people who help us in our community.	Recognises that they belong to different communities and social groups and communicates freely about own home and community
---	---

<b>Milestone 3</b> Join the whole school assembly on a Wednesday.	Understands that expectations vary depending on different events, social situations and changes in routine, and becomes more able to adapt their behaviour in favourable conditions
--	---

<b>Milestone 3</b> I can use tweezers to catch stars. I will show good co-ordination and strength in my fingers.	Use a range of small tools.
---	-----------------------------

<b>Milestone 3</b> Set the rocket off for our space journey by throwing a bean bag/ball into the starter point.	Can grasp and release with two hands to throw and catch a large ball, beanbag or an object
--	--

<b>Milestone 3</b> I will complete a melting ice challenge and talk about weather from around the world.	Talks about the features of their own immediate environment and how environments might vary from one another
---	--

<b>Milestone 3</b> I can talk about a journey I have been on.	Recognises and describes special times or events for family or friends
--	--

<b>Milestone 3</b> Read the frozen harder to read and spell words.	Begins to read some high frequency words, and to use developing knowledge of letters and sounds to read simple phonically decodable words and simple sentences
---	--

<b>Milestone 3</b> Write a list of things I would take to space.	Enjoys creating texts to communicate meaning for an increasingly wide range of purposes, such as making greetings cards, tickets, lists, invitations and creating their own stories and books with images and sometimes with words, in print and digital formats
---	--

<b>Milestone 3</b> I will design and make an alien.	Creates representations of their imaginary and realistic ideas, events, people and objects
--	--

<b>Milestone 3</b> I can count a specific amount of items to take on my space journey.	Beginning to use understanding of number to solve practical problems in play and meaningful activities
---	--

<b>Milestone 3</b> Can we make our bags light as possible to take to the moon? We will solve problems involving weight and capacity.	Enjoys tackling problems involving prediction and discussion of comparisons of length, weight or capacity, paying attention to fairness and accuracy
---	--

<b>Milestone 3</b> I will design and make a rocket by joining materials.	Uses their increasing knowledge and understanding of tools and materials to explore their interests and enquiries and develop their thinking
---	--

<b>Milestone 3</b> I will show and talk about a special time that I have had with my family or friends.	Recognises and describes special times or events for family or friends
--	--

# Curriculum Spring 2



## Curriculum News

Year Reception: Spring 2

**Personal, Social and Emotional Development**

We will be learning about how to stay safe and healthy. We will learn about the healthy foods we eat and the role that exercise plays in our life. We will learn about how to use equipment safely and how to keep ourselves and our friends safe, including Stranger Danger. We will think about why we are special and all the things we do well.

**Communication & Language**

We are going to read the story Oliver's vegetables. We will retell the story and join in the with key parts. We will change key parts of our Oliver's vegetables story map. Finally, we will move on to inventing our own story as a class using Small World. We will work together to build a Garden Centre role play area. We will play different roles in the shop, including shop keeper and customer.



**Physical Development**

We have worked hard on building strength in our shoulders. This half term we will be digging soil to plant flowers and vegetables! We will practice pulling and pushing objects.

We will develop our fine motor skills by mixing powder paint to paint flowers and plants.







## Curriculum News

**Literacy**

In our Phonics lessons we will continue learning the Phase 2 and Phase 3 sounds. We are working on our ability to sound-talk and blend sounds to read captions and sentences. We will be reading hard to read words on carrots! In writing, we will continue writing the sounds we know to make words. We will shopping lists in our role play shop and will write a description of our favourite plant.

**Maths**

We will be learning about 9 and 10. We will be looking at and comparing numbers to 10. We will be finding different ways to make numbers within 10 by combining groups of objects. We will be exploring 3-D shapes and using these to construct models. We will be making and continuing our own repeating patterns. We will begin to explore money in our shop.



**Understanding The World**

This half term we will be learning about Spring. We will be looking around the school grounds and spotting signs of Spring. We will watch our bulbs grow and name the parts of a plant. We will explore the conditions that plants need to grow.

In RE we will look at what religious believers believe about who created the world

**Expressive Arts and Design**

This half term we will develop our skills by following task plans independently to create wonderful pieces of art. We will be looking at the work of the artist Giuseppe Arcimboldo and using fruit and vegetables to create art in his style.

We will create props from the story of The Enormous Turnip to support our story telling and role play area.







# Curriculum Spring 2

<p><i>Challenge: draw the story map.</i></p> <p><b>Milestone 4</b> Describe my favourite plant.</p>	<p>Links statements and sticks to a main theme or intention</p>	<p><b>Milestone 4</b> I can roleplay in the garden centre (role play area).</p>	<p>Is able to recall and discuss stories or information that has been read to them, or they have read themselves</p>
<p><i>prepositional language</i></p> <p><b>Milestone 4</b> I will follow instructions on how we plant cress seeds.</p>	<p>Listens and responds to ideas expressed by others in conversation or discussion</p>	<p><b>Milestone 4</b> I can write a description of my favourite plant.</p>	<p>Uses their developing phonic knowledge to write things such as labels and captions, later progressing to simple sentences</p>
<p><b>Milestone 4</b> I will look after our class plants with my friends.</p>	<ul style="list-style-type: none"> <li>Is aware of being evaluated by others and begin to develop ideas about themselves according to the messages they hear from others</li> </ul>	<p><b>Milestone 4</b> We will hot seat after reading The Enormous Turnip and roleplay the story.</p>	<p>Responds imaginatively to art works and objects, e.g. this music sounds like dinosaurs, that sculpture is squishy like this [child physically demonstrates], that peg looks like a mouth</p>
<p><b>Milestone 4</b> I will take turns to plant, make vegetable soup and jam sandwiches.</p>	<p>Is aware of behavioural expectations and sensitive to ideas of justice and fairness</p>	<p><b>Milestone 3</b> I will design and make a rocket by joining materials.  </p>	<p>Uses their increasing knowledge and understanding of tools and materials to explore their interests and enquiries and develop their thinking</p>
<p><b>Milestone 4</b> Dig the words from the soil and put them in the right order to make a simple sentence.</p>	<p>Begins to read some high frequency words, and to use developing knowledge of letters and sounds to read simple phonically decodable words and simple sentences</p>		
<p><b>Milestone 4</b> I can play tenpin bowling with a friend and record my scores using chalk.</p>	<p>Begins to explore and work out mathematical problems, using signs and strategies of their own choice, including (when appropriate) standard numerals, tallies and "+" or "<u>="</u>"</p>		

# PSHE Spring 1 – Dreams and Goals

- Linked to aspirations. How to achieve goals and understanding emotions that go with this.

Lesson		Learning Objective
Lesson 1	Challenge Stay motivated when doing something challenging.	I understand that if I persevere I can tackle challenges
Lesson 2	Never Giving Up Keep trying even when it is difficult.	I can tell you about a time I didn't give up until I achieved my goal.
Lesson 3	Setting a goal. Work well with a partner or in a group.	I can set a goal and work towards it
Lesson 4	Obstacles and support Have a positive attitude	I can use kind words to encourage people
Lesson 5	Flight to the Future Help others to achieve their goals	I understand the link between what I learn now and the job I might like to do when I'm older
Lesson 6	Awards Working hard to achieve their own dreams and goals	I can say how I feel when I achieve a goal and know what it means to feel proud.



# PSHE Spring 2 – Healthy Me

- Linked to being and keeping safe and healthy.

Lesson		Learning Objective
Lesson 1	Everybody's Body Have made a healthy choice	I understand that I need to exercise to keep my body healthy
Lesson 2	We like to move it, move it! Have eaten a healthy, balanced diet	I understand how moving and resting are good for my body
Lesson 3	Food Glorious Food Have been physically active	I know which foods are healthy and not so healthy and can make healthy eating choices
Lesson 4	Sweet Dreams Have tried to keep themselves and others safe	I know how to help myself go to sleep and understand why sleep is good for me
Lesson 5	Keeping Clean Know how to be a good friend and enjoy healthy friendships	I can wash my hands thoroughly and understand why this is important especially before I eat and after I go to the toilet
Lesson 6	Stranger Danger Know how to keep calm and deal with difficult situations	I know what a stranger is and how to stay safe if a stranger approaches me

# Attendance

Reception  
attendance for  
Autumn Term –  
90.2%

School target:  
97%

## Getting Your Child to School Really Matters



### Did You Know... ?

In a School Year, If Your Child is Late Every Day By...	Your Child Would Have Lost Approximately...	or They Would Have Missed Approximately...
5 Minutes	3.5 Days from School	20 Lessons
10 Minutes	7 Days from School	41 Lessons
15 Minutes	10 Days from School	55 Lessons
20 Minutes	14.5 Days from School	82 Lessons
30 Minutes	22 Days from School	123 Lessons

**Please Encourage Punctuality to Maintain Attendance**

## ABSENCE = LOST OPPORTUNITY



### Did You Know... ?

If Your Child's Attendance During the School Year...	Your Child Would Have Lost Approximately...	or They Would Have Missed Approximately...
was 95%	9 Days from School	50 Lessons
was 90%	19 Days from School	100 Lessons
was 85%	29 Days from School	150 Lessons
was 80%	38 Days from School	200 Lessons
was 75%	48 Days from School	250 Lessons

**Getting Your Child to School Really Matters**

# Homework

Must		
Reading	Phonics/Tricky Words	Play activities
<p>Read at least once or more a week and remember to update the 'Go Read' app.</p> <p>Please read a story to your child each day and enjoy a story together.</p>	<p>Spend 5-7 minutes each day practising phonic sounds and tricky words.</p>	<p>Complete the challenges below throughout the half term.</p> <p>Download the 50 things to do before you are 5 app and complete some amazing activities.</p> <p><a href="https://bradford.50thingstodo.org/app/os#!/about-50-things">https://bradford.50thingstodo.org/app/os#!/about-50-things</a></p>



# Homework

Would be great if		
<p>Communication and Language</p> <p>Sing 5 little men in a flying saucer.</p> <p>Sing Astronauts!</p> <p>Read space stories.</p>	<p>Personal, social and emotional development</p> <p>Play space games with your family.</p> <p>Pretend to be an astronaut or an alien!</p>	<p>Motor Skills</p> <p>Practice writing your name.</p> <p>Build a rocket in your house using objects from your house.</p> <p>Draw planets, aliens and rockets.</p>
<p>Mathematics</p> <p>Collect natural materials from your garden and represent different amounts up to 10 (sticks/stones).</p> <p>Draw aliens and write simple adding number sentences.</p> <p>Count back from 10 and blast off!</p>	<p>Literacy</p> <p>Write a list of planets in space.</p> <p>Write a list of things you would take to space.</p> <p>Can you write a list of things you would see in space?</p> <p>Draw and label a map of a special journey you have had.</p> <p>Write a letter to an alien inviting them to planet Earth.</p>	<p>Understanding the world</p> <p>Can you write what jobs an astronaut has?</p> <p>Can you talk about a journey you have been on with your family?</p> <p>Can you draw and label different types of <u>transport</u>.</p> <p>Research some space facts.</p>
<p>Expressive Arts and Design</p> <p>Draw a picture of an alien</p> <p>Can you design your own rocket?</p> <p>Can you design a spaceship for an alien?</p> <p>Dance to a space song from the internet.</p>		


# Parental engagement opportunities Spring 1

- Stay and play sessions - every Friday
- Curriculum Showcase event - Friday 9th February
- Female relative surprise event - Friday 8th March
- Pupil Progress Evening – Tuesday 19th March and Thursday 21st March

# Any other information

- Access your reading book

## Login



Please select your user type.

Students

Teachers

Parents


Class or student username

Password


Login

[Help](#)[Forgotten my login](#)

OxfordOWL



We will be carrying out maintenance work on Wednesday, 15 between 7:00am and 10:00am (GMT). You won't be able to access Owl during this time. We are sorry for any inconvenience caused.



### Oxford Owl for School

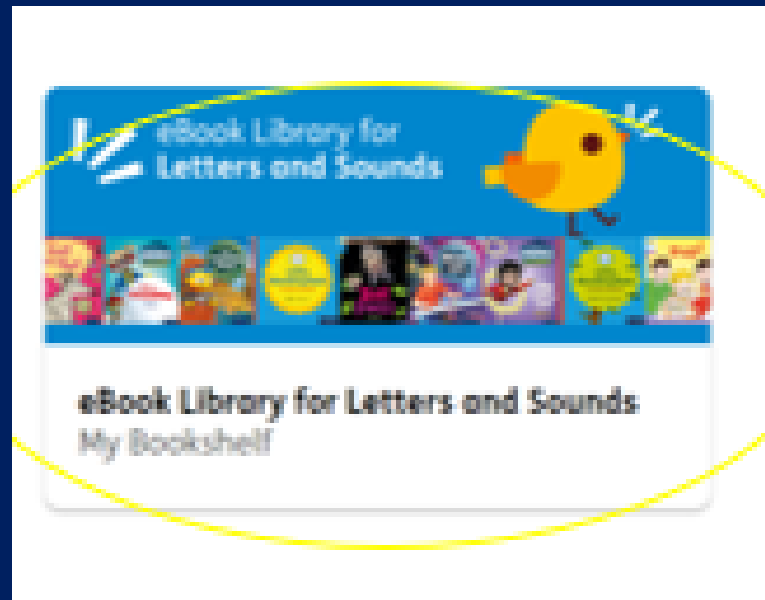
Teaching resources and expert school improvement support

- Award-winning subscriptions and leadership support
- Professional Development and best practice advice
- Free teaching resources and eBooks

Log in

Join us

[About Oxford Owl for School](#)





# Any other information

- Log your reading on the go read app.



# Any other information

- Tapestry



- Edulink one



# Questions