



Welcome back!
January 2023


WELCOME TO

BRADFORD GIRLS' GRAMMAR SCHOOL

Witamy Vitajte Bienvenue Bienvenidas

ਮਦਰਾਸਤ ਹੈ ਅਹਲਾ بك خوش آمدید

ברוך הבא פֿע סוואגלען به راغلاست



Aims of this session

- Reminder about ASPIRE Values
- Reminder of lines of communication
- Inform you about what your child will be learning this term
- Inform you about PSHE content for the Spring Term
- Attendance
- Homework expectations
- Parental engagement opportunities
- Any other information
- Questions

Strong Values guide our actions



High Expectations

Students
should **LEAD**
their learning

Listen

During **registration** and **teacher explanation**.
When other students are **feeding back** to the class,
answering a question or **presenting** their work.

Equipment

Planner, Calculator, Pencil case and contents,
subject specific equipment, text books,
exercise/sketch books, homework...
and a **positive attitude**.



Ask

Questions
For **support**
For **extension** activities

Deliver

High quality, well presented work
During the 15-20 minute period of **independent**
silent, but **supported** **working** in **every lesson**

Principal

Mrs Martin



Head of Lady Royd

Mrs Poole



Assistant Head SEND, Behaviour, Attendance and Safeguarding,

Mrs Leary



Assistant Head Curriculum and T & L

Mr Wood



EYFS Leader

Miss Khan



KS1 Leader

Miss Hanson



KS2 Leader (L classes)

Ms Heathcote

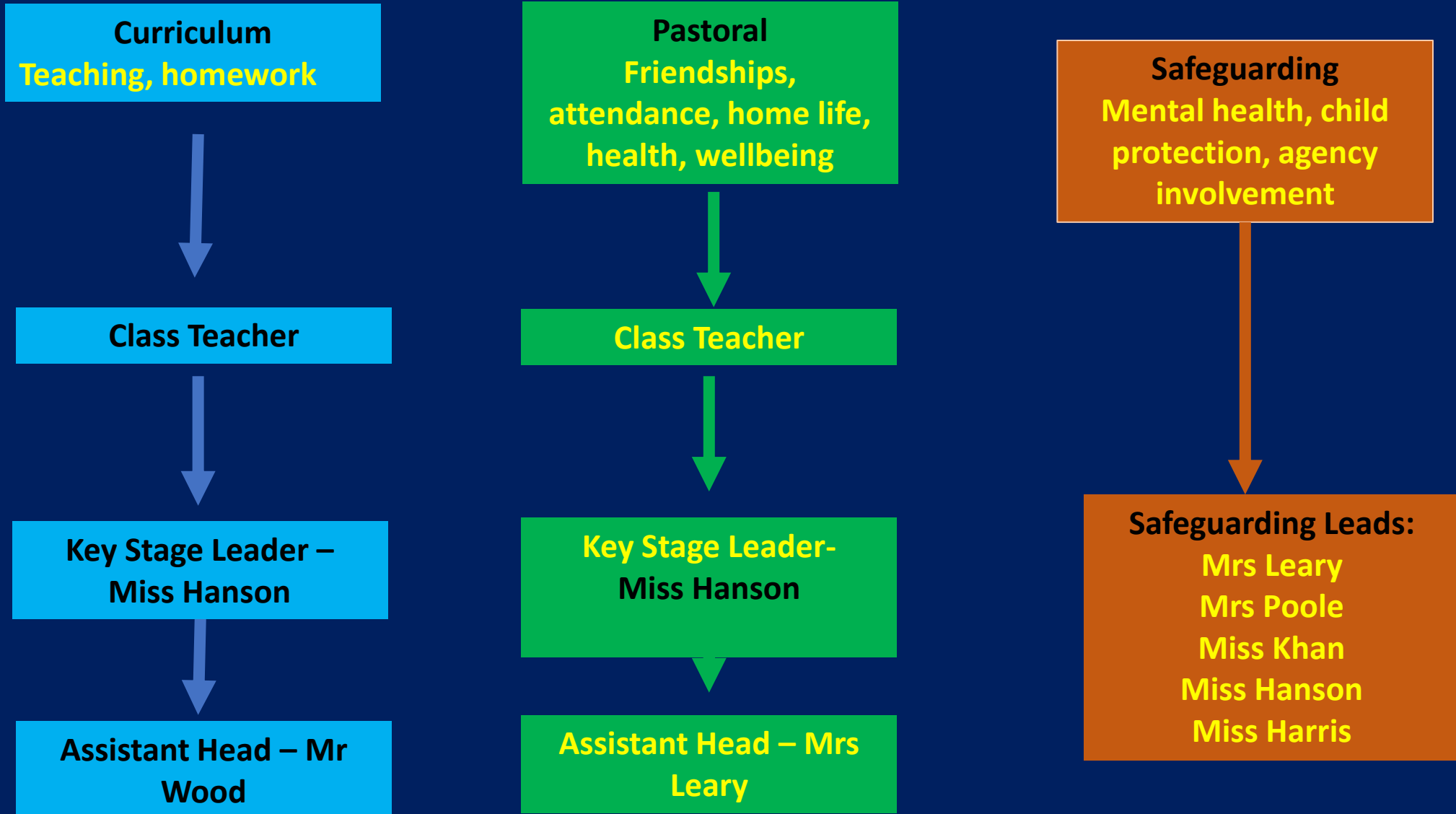


KS2 Leader (P classes)


Mr Biggin



Who to contact





Curriculum Spring 1

Subject	Spring 1
TOPIC TITLE	How can I stay healthy?
English - Texts	
English - Writing	Explanation texts Poetry – performance
English – SPaG – linked to Writing Outcome	Suffixes for nouns (e.g. -ness, -er), adjectives (e.g. -ful, -less) and adverbs (e.g. -est, -er)
Maths	Number - Multiplication / Division Statistics Geometry - Properties of shape Number - Fractions
Science	Humans

Design Technology	<u>Food</u> Balanced diet Wraps A balanced diet – designing. Making and evaluating a wrap. Letter from school saying ch will just have bread and water for lunch. Is this OK?
Computing	Robot algorithms
Music	I Wanna Play In A Band
RE	How and why do people pray?
PSHE	<u>Dreams & Goals</u> Achieving realistic goals Perseverance Learning strengths Learning with others Group co-operation Contributing to and sharing success
PE - Movement	L – Multiskills & Gymnastics P – Dance & Multiskills
PE - Games (External coaches)	L – Multiskills (external coaches) P – Multiskills (external coaches)
	MORRISONS DENTAL TEAM

Curriculum Spring 2

Subject	Spring 2
TOPIC TITLE	How has transport changed?
English - Texts	 
English - Writing	Narrative - retelling of a story Instructions
English – SPaG – linked to Writing Outcome	Commas for lists Apostrophes for omission Sentence types (command and statements)
Maths	
Science	Plants
History	Significant events beyond living memory
Geography	World maps, atlases & globes Countries, continents & oceans Compass directions

Design Technology	<u>Design & Make</u> Vehicles Design make and evaluate a vehicle – testing wheels, axels, Designer – Carl Benz/ Henry For
Computing	Pictograms
Music	Zootime
RE	How can we look after the planet?
PSHE	<u>Healthy Me</u> Motivation Healthier choices Relaxation Healthy eating and nutrition Healthier snacks and sharing food
PE - Movement	L – Multiskills & Gymnastics P – Dance & Multiskills
PE - Games (External coaches)	L – Multiskills (external coaches) P – Multiskills (external coaches)
POSSIBLE TRIPS / CURRICULUM ENRICHMENT	YORK RAIL MUSUEM BY TRAIN

PSHE Spring 1 Dreams and Goals

		Learning Objective
Lesson 1	Goals to Success. Stay motivated when doing something challenging.	I can choose a realistic goal and think about how to achieve it. I can tell you things I have achieved and say how that makes me feel.
Lesson 2	My Learning Strengths. Keep trying even when it is difficult.	I carry on trying (persevering) even when I find things difficult. I can tell you some of my strengths as a learner.
Lesson 3	Learning with Others. Work well with a partner or in a group.	I can recognise who I work well with and who it is more difficult for me to work with. I can tell you how working with other people helps me learn.
Lesson 4	A Group Challenge Have a positive attitude.	I can work well in a group. I can work with others in a group to solve problems.
Lesson 5	Continuing Our Group Challenge. Help others to achieve their goals.	I can tell you some ways I worked well with my group I can tell you how I felt about working in my group
Lesson 6	Celebrating Our Achievement. Are working hard to achieve their own dreams and goals.	I know how to share success with other people. I can tell you how being part of a successful group feels and I can store these feelings in my internal treasure chest.

PSHE Spring 2 Healthy Me

		Learning Objective
Lesson 1	Being Healthy. Have made a healthy choice	I know what I need to keep my body healthy. I am motivated to make healthy lifestyle choices
Lesson 2	Being Relaxed. Have eaten a healthy, balanced diet.	I can show or tell you what relaxed means and I know some things that make me feel relaxed and some that make me feel stressed. I can tell you when a feeling is weak and when a feeling is strong
Lesson 3	Medicine Safety. Have been physically active.	I understand how medicines work in my body and how important it is to use them safely. I feel positive about caring for my body and keeping it healthy.
Lesson 4	Healthy Eating. Have tried to keep themselves and others safe.	I can sort foods into the correct food groups and know which foods my body needs every day to keep me healthy. I have a healthy relationship with food and know which foods I enjoy the most.
Lesson 5	Healthy Eating. Know how to be a good friend and enjoy healthy friendships.	I can make some healthy snacks and explain why they are good for my body. I can express how it feels to share healthy food with my friends.
Lesson 6	Happy, Healthy Me. Know how to keep calm and deal with difficult situations.	I can decide which foods to eat to give my body energy. I have a healthy relationship with food and I know which foods are most nutritious for my body.

Attendance

Year 2
attendance for
Autumn Term:

School target:
97%

Getting Your Child to School Really Matters



Did You Know... ?

In a School Year, If Your Child is Late Every Day By...	Your Child Would Have Lost Approximately...	or They Would Have Missed Approximately...
5 Minutes	3.5 Days from School	20 Lessons
10 Minutes	7 Days from School	41 Lessons
15 Minutes	10 Days from School	55 Lessons
20 Minutes	14.5 Days from School	82 Lessons
30 Minutes	22 Days from School	123 Lessons

Please Encourage Punctuality to Maintain Attendance

ABSENCE = LOST OPPORTUNITY



Did You Know... ?

If Your Child's Attendance During the School Year...	Your Child Would Have Lost Approximately...	or They Would Have Missed Approximately...
was 95%	9 Days from School	50 Lessons
was 90%	19 Days from School	100 Lessons
was 85%	29 Days from School	150 Lessons
was 80%	38 Days from School	200 Lessons
was 75%	48 Days from School	250 Lessons

Getting Your Child to School Really Matters

Parental engagement opportunities Spring

18
Jan

BDAT/BGGS Parent Engagement Event

Wednesday 18th January, 3:00pm to 4:00pm

Please join us at this event to feedback on how the conversion has gone, discuss any differences you have noted and ask any further questions

[Find out more](#)

Family Fun Swim - Wednesday 1st February 3:15 - 4:15pm

10
Feb

Curriculum Showcase

Friday 10th February, 8:45am to 9:00am

Parents of children in Years 1-6 are welcome to come into school and pop into their child's classroom to celebrate the learning we have been doing this term.

This may look different in each classroom, it may be a short assembly, an opportunity to carry out an activity with your child based on the learning they have been doing, or the chance to look through their books or could be something completely different!

17
Mar

Mother's Day

Friday 17th March, 8:45am to 9:00am

We are inviting all our Lady Royd mums, or aunties, or even older sisters, to join us for our Mother's Day Celebration.

[Find out more](#)

21
Mar

Reception to Year 6 Progress Meeting

Tuesday 21st March, 3:30pm to 6:00pm

[Find out more](#)

23
Mar

Reception to Year 6 Progress Meeting

Thursday 23rd March, 3:30pm to 6:00pm

[Find out more](#)

Homework


Education city & Timetable rock stars through WONDE

Years 1 & 2	Reading (Parents sign record) 5 x 10 mins	Maths: Year 1 Number Bots / Year 2 Times Table Rock Stars (Teachers to check for completion) 2 x 10 mins	2 hours (120 mins)
	Phonics (Teachers check for completion) 5 x 10 mins		Average – 24 mins/day
	TOTAL – 100 minutes	TOTAL – 20 minutes	

Any other information

- Access your reading book

Login



Please select your user type.

Students

Teachers

Parents


Class or student username

Password


Login

[Help](#)[Forgotten my login](#)

OxfordOWL



We will be carrying out maintenance work on Wednesday, 15 between 7:00am and 10:00am (GMT). You won't be able to access Owl during this time. We are sorry for any inconvenience caused.



Oxford Owl for School

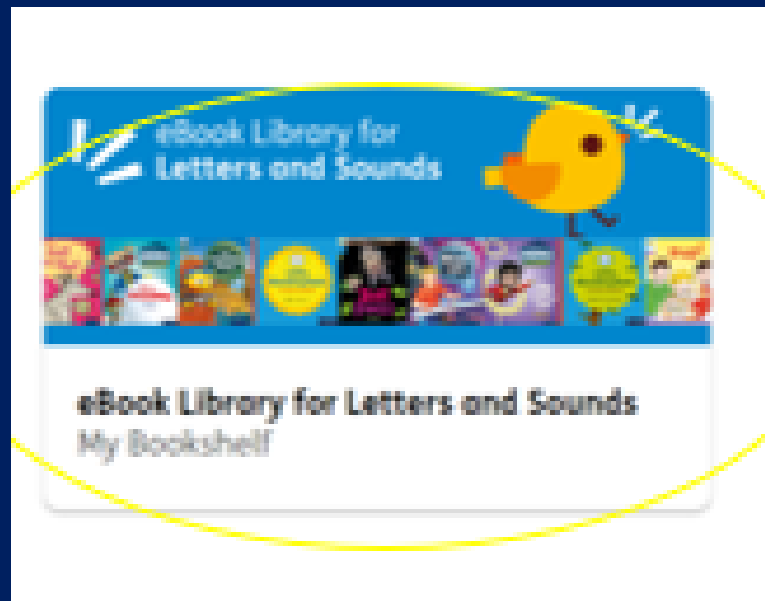
Teaching resources and expert school improvement support

- Award-winning subscriptions and leadership support
- Professional Development and best practice advice
- Free teaching resources and eBooks

Log in

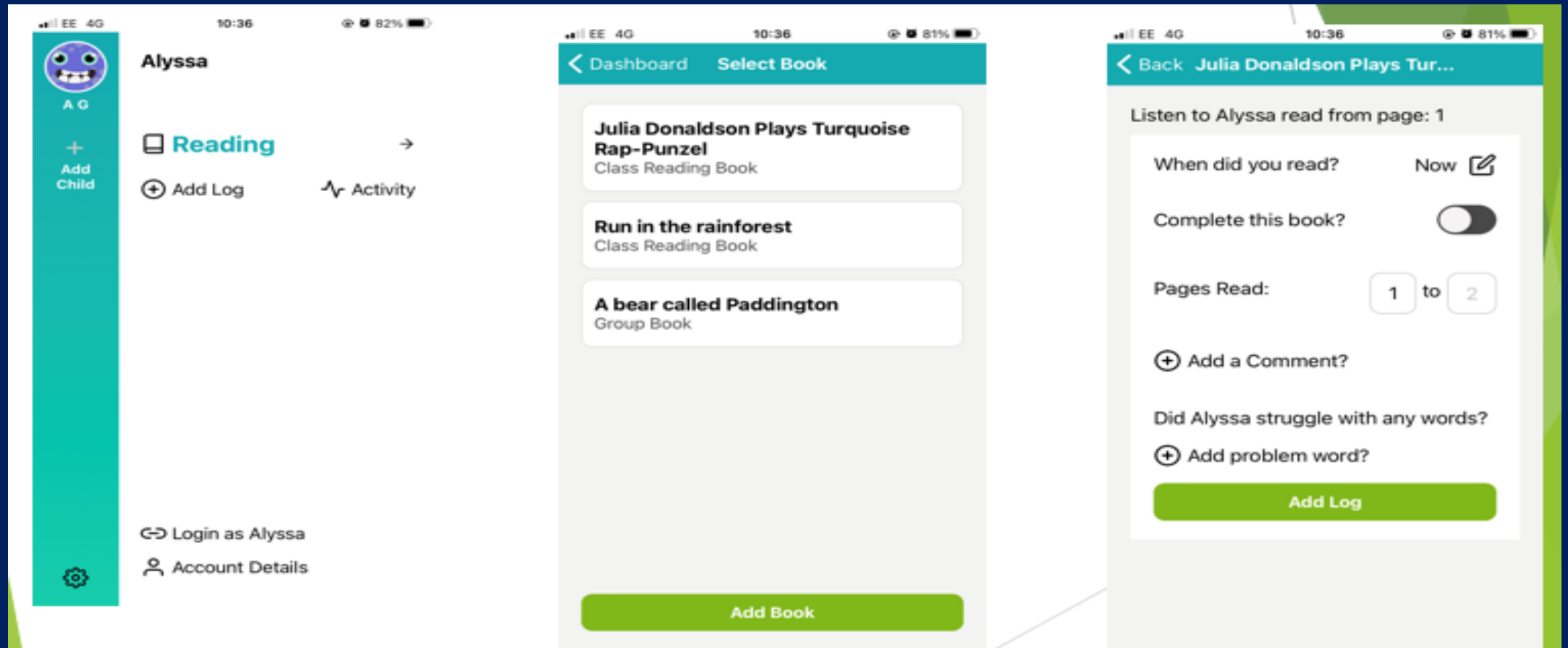
Join us

[About Oxford Owl for School >](#)



Any other information

- Log your reading on the go read app.



Questions