

Live lessons come to Lady Royd!

Throughout the week, you will have the opportunity to engage with your class teacher either by video, audio or messaging. All 'live' lessons will take place within Google Meet, which is an option available within every Google Classroom. If you are unable to join the 'live' lessons, don't worry! An explanation of the work and associated resources will still be available for you to complete (just like if your class had to isolate).


Lesson Timetable

Lesson 1	09.00 – 09.50
Lesson 2	10.00 – 10.50
Lesson 3	11.00 – 11.50
Lesson 4	13.00 – 13.50
Lesson 5	14.00 – 14.50

How to access Google Meet

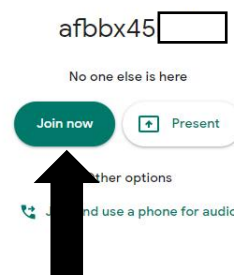

Log into Google Classroom in the usual way, using your WONDE emoji password.

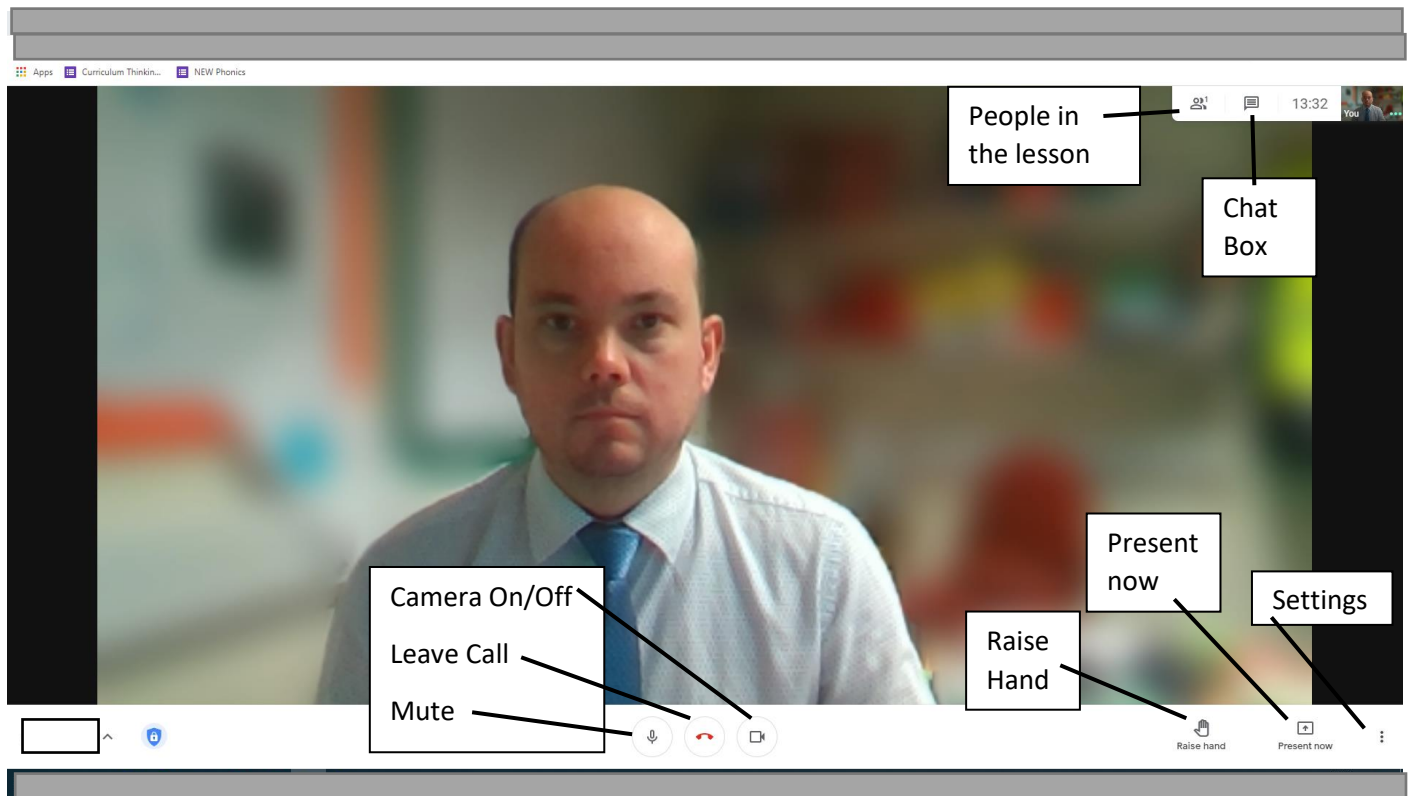
If you want to be involved in the live lesson, you must go to the correct Google Classroom at the correct time.



Look at the image above. Next to the words 'Meet Link' is a web link. If you click on this, it will open a new tab. You might be asked to allow access to your camera and microphone. It is important that you allow these features.

Click on 'Join now'.





Camera On/Off, Leave Call & Mute

During the lesson, your teacher might ask you to turn your microphone on or off, or to turn your camera on or off. It is very important that you follow their instructions because if you don't, they can remove you from the session. When your teacher asks you to leave the lesson, please click the red 'Leave call' phone icon quickly and get ready to join the next lesson in the correct classroom.

Raise Hand

If you want to ask a question, click on this and your teacher will see that you have something you want to share or ask. After you have been asked to share, click it again to lower your hand.

Present Now

You will not be using this feature.

Settings

If you click on 'Change background', you can blur your surroundings or have an image behind you. Choose one option and stick with it for the lesson. You will not be allowed to keep changing your background because it will cause a distraction to your learning, as well as other pupils.

People in the lesson

Click on this to see who else is in the lesson.

Chat box

This is for questions and answers related to the lesson only. Pupils are not to have text conversations with each other during the lesson. Teachers can remove your ability to write in the chat box if you are not being sensible.

Remember – if you are unable to access the live lessons, you are still expected to attempt the work that is set in each Google Classroom. Follow the instructions provided by your class teachers.