

Modern Foreign Languages: Workshop October 2021

How to help your daughter thrive in the learning of her language

Overview...

- 1- resources available
- 2- methods to best learn a language
- 3- independent learning
- 4- as a parent...what can I do?

Resources used in class and at home

Kerboodle Online

Website: kerboodle.com

Username:

Password:

Year 7: allez-y 1



Year 8: Allez-y 1 / Allez- y 2




Year 9: Allez-y 2/ AQA GCSE Foundation and higher Tier




Spanish



- Year 7: Claro 1



- Year 8: Claro 2



- Year 9:



Work set in Kerboodle

➤ Reading exercises

➤ Listening exercises

➤ Independent work: reading section at the end of each unit

How to best use the Kerboodle resources...

- To practice pronunciation:
- Go to: vocabulary pages at the end of each unit: click on green arrow: listen and repeat (at least 3 times).
- To practice and revise grammar:
- Grammar section
- Verbs section

Language-gym

Language-gym.com

it is important
to select: UK server

Username:KAE92

Each student has been given their own class

Password in July.



Used for: work was set over the summer holidays to reinforce what had been learnt during the year.

Independent work: pupils are guided on which parts of language-gym to use and practice.

Languages Online

- Languagesonline.org.uk
- No username or password required

The screenshot shows the homepage of the Languages Online website. On the left is a vertical sidebar with the 'lo' logo and a list of language links: Français, Deutsch, iPad Apostrophe Problem, Español, Italiano, Latin, Quizlet, Games, Accents, and l o extra!. Below this is a red 'smo' logo with a warning: 'This content has been blocked because it does not'. The main header features flags for France, Germany, Spain, and Italy, followed by the text 'languages online'. Below the header is a search bar with the text 'love learning language' and a search button. The main content area is divided into three columns. The left column has a 'What's new?' section with a cherry blossom image, listing updates for French A Level (Passé du Conditionnel, Sans Domicile Fixe) and German (Umwelt). The middle column has an 'iPad Apostrophes - Info here' section with links for 'About languages online', 'Latest Updates', 'Links', and 'Frequently Asked Questions', and a link to 'Have a topic suggestion?'. The right column has a 'Who's using languages online?' section with a world map showing user locations.

languages online

love learning language

ENHANCED BY Google

What's new?

French A Level: Passé du Conditionnel

German: Umwelt - 4 new pages added

French A Level: Sans Domicile Fixe

iPad Apostrophes - Info here

About languages online

Latest Updates

Links

Frequently Asked Questions

Have a topic suggestion?

Who's using languages online?

Advantages of Languages online:

- ✓ Excellent for grammar revisions:
 - Select: language
 - Scroll down to Grammar
 - Select the grammar point to revise
 - Practice the exercise
- ✓ Very good for vocabulary revisions:
 - Select topic to revise

Linguascope.com

- Username:bradfordg
- Password: mfl2020
- Primarily useful for years 7 and 8 to revise key vocabulary

Revision guide

- All years 8 and 9 will have been given a revision guide, most of them last year.
- They are not a replacement to what should be learned in class, but a tool to check understanding and practise grammar/ vocabulary independently.

All 4 skills can be practiced thanks to online listening activities

How to best learn a language

- Learning vocabulary, expressions inherent to a language and grammar are essential to be able to communicate in that language.
- What is the best way to do it??
- There are different methods, and it is often a 'trial and error' of finding out what works best for each student.
- HOWEVER: reading ONLY will never be sufficient to remember and memorize vocabulary.

Suggestions and methods 'proven' to work!

- See handout

To remember:

memorizing is a crucial part of achieving in a language

It takes time but it's worth it!

It's best to revise vocabulary on a regular basis to move knowledge from short term memory to long term memory

It's best to learn vocabulary over a period of time, not just for the test the day after! It will not be remembered in the long run.

Independent learning

- All the resources mentioned so far can be used at any time for independent learning.
- The following Apps can also be used especially to practice vocabulary further:



Memorize Now

KS3 KS4 KS5

If you need to memorise something, copy and paste paragraphs and it will delete some words or give you just the first letters to help you practise it with less and less support. Don't need an account.



www.memorizenow.com



Quizlet

KS3 KS4 KS5

Listen to vocab, match up, type answers, log progress, save scores & compete. Search 1000s of sets of vocab on 1000s of topics Free (can use without an account but tracking is better with one)



www.quizlet.com



BBC Bitesize

KS3 KS4

Practise independently by topic area or grammar point. Exam style practice tasks Audio helps with your listening skills. Several languages. Don't need an account.



<https://www.bbc.co.uk/bitesize/subjects/z2nygk7> <https://www.bbc.co.uk/bitesize/subjects/zhsvr82>



duolingo

KS3 KS4 KS5

Loads of languages. It builds up structures & vocab in a game-like way. Audio to help listening. Track progress, win points and compete with others. Free but you have to make an account.



www.duolingo.com

Last but not least...

- Your daughter's exercise book!

This is the primary tool to learn from and use.

All knowledge required to progress will be in the exercise book.

Classwork at the front, homework at the back.

At the beginning of each term your daughter will be given a

Learning plan:

it lists:

- the topics to be covered in the term,
- the knowledge which should already have been acquired to progress in the new topic
- Key questions to understand and to be able to answer in oral or written tasks

Year 7 French: my learning plan

Terms	Topics	My previous knowledge	Key questions to be able to ask and answer
Term 1 Weeks : 1-7	<p>Introduction to classroom instructions</p> <p>1– greetings: how to greet one another according to different times of day.</p> <p>2– How to say your name, ask someone's name</p> <p>3– the French alphabet</p> <p>4– to say your age</p> <p>5– Birthdays: numbers to 31 and months</p> <p>6– school items: what is in your pencil case/ school bag. colours</p>	<p>year 3: moi</p> <p>Bonjour/salut</p> <p>au revoir/bonsoir</p> <p>Comment ça va?</p> <p>Ça va/bien/mal</p> <p>Et toi? Merci</p> <p>C'est... Numéro</p> <p>Comment tu t'appelles?</p> <p>Je m'appelle...</p> <p>Year 4: numbers to 10</p> <p>Year 5: on fait la fete</p> <p>Birthdays</p> <p>Quelle est la date de ton anniversaire?</p> <p>C'est le...</p> <p>Quel âge as-tu?</p> <p>J'ai ...ans</p> <p>Year 3: colours</p>	<p>Questions :</p> <ul style="list-style-type: none"> * <i>Comment t'appelles-tu ?</i> * <i>Comment s'appelle ton frere ? Ta sœur ?</i> * <i>ça va ? comment ça va?</i> * <i>Quel âge as-tu ?</i> * <i>Quelle est la date de ton anniversaire ?</i> * <i>Quel âge a ta sœur/ frère ?</i> * <i>Qu'est-ce que tu as dans ta trousse?</i>
Weeks: 8-14	<p>Family</p> <p>1-Family members</p> <p>2- who you get on/ don't get on with</p> <p>3- physical descriptions: hair and eyes: for yourself and family members</p> <p>4-personality descriptions: for yourself and family members</p> <p>5-family members: likes and dislikes</p>	<p>Revisiting:</p> <p>Function words: a/ the</p> <p>Gender</p> <p>singular/plural adjectives</p> <p>colour</p> <p>Year 5 : family</p>	<p>Questions :</p> <ul style="list-style-type: none"> * <i>Il y a combien de personnes dans ta famille ?</i> * <i>Comment s'appelle ton père etc ?</i> * <i>Tu t'entends bien/ mal avec qui ?</i> * <i>Tu as une tante etc ?</i> * <i>Tu es comment?</i> * <i>Tu as les cheveux/ yeux de quelle couleur?</i> * <i>Tu as les cheveux longs ou courts?</i> * <i>Ton frère a les yeux/ cheveux de quelle couleur?</i> * <i>Il a des lunettes?</i> * <i>quelle est ta personnalité?</i> * <i>Tu es sympa?</i> * <i>Comment est ton frère etc?</i>

As a parent ...what can you do?

- 1- check exercise book
- 2- check homework, include learning/ memorizing of vocabulary/ grammar is completed properly
- 3- encourage your daughter to work independently
- 4- encourage your daughter to use that language by using the Internet (if access to it): watch films/ listen to music/ log on to Google Fr./ Google.es